

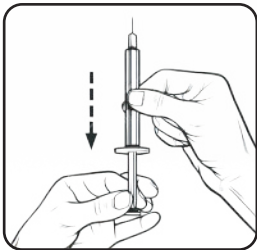


DIRECTIONS FOR USE: DRAWING MEDICATION FROM A VIAL

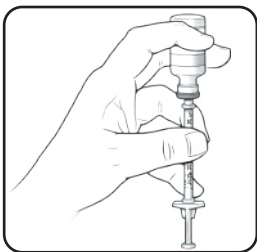
Before injecting yourself, draw the medication from a vial following these simple steps:



- Wash your hands thoroughly with soap and water.
- Remove the vial cap and wipe the top of the vial with an alcohol wipe.



- Gently pull the plunger of the syringe until you've drawn the same volume of air as the volume of medication you will be drawing from the vial.
- Stick the needle through the rubber top of the vial and slowly inject the air into the vial.



- Turn the vial upside down and slowly pull on the plunger until you've drawn the correct volume of medication. Make sure that the needle is always in the solution.
- If you are near your last dose, **YOU MAY HAVE TO MOVE THE NEEDLE INTO THE NECK OF THE VIAL. THERE IS ALWAYS ENOUGH MEDICINE IF YOU HAVE INJECTED CORRECTLY.** The pharmacy adds 10% volume by law for spills and evaporation.
- Remove the needle from the vial and recap the vial immediately.
- If there are air bubbles in the syringe...Hold the syringe in a vertical position with the needle pointing upward. Gently tap a finger against the barrel of the syringe to get the bubbles to rise to the top. Slowly push in the plunger until all the bubbles have disappeared.



Clean the skin where you plan to inject the drug using an alcohol swab and use the injection technique you learned from your health care professional.


Needles and syringes should only be used once and then thrown away since they may be dirty and blunt.

To dispose of your needles, put them in a milk jug or 2L bottle. When full, tape the lid closed with strong tape and write in black ink BIOHAZARD/Needles and the date. It is now safe to dispose of in the trash.**

Remember always to wash your hands thoroughly to reduce the risk of infection at the injection site!


30 UNITS

If you were drawing this syringe up to 30 units, the tip of the black plunger would stop here!



50 UNITS

If you were drawing this syringe up to 50 units, the tip of the black plunger would stop here!



**<https://ldh.la.gov/assets/oph/Center-PHCH/Center-CH/infectious-epi/EpiManual/NeedleDisposalManual.pdf>